

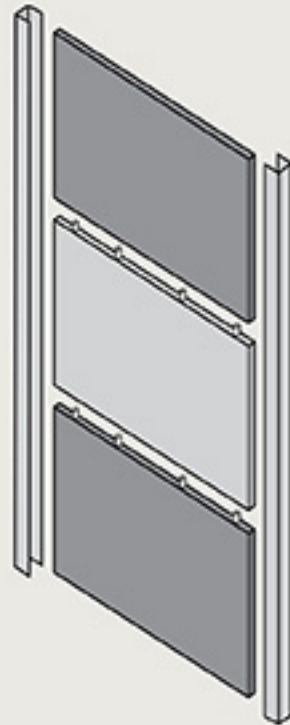
## The System

### Doors

All door parts come pre-drilled ready for quick and easy assembly. Each door consists of 3 or 4 panels to connect with dowels and 2 x aluminium pre-drilled door trims.

### Running Gear

- Smooth running ball bearing system.
- Fully adjustable
- Anti-jump
- Safety locking mechanism
- Silent closing



### Top and Bottom Tracks

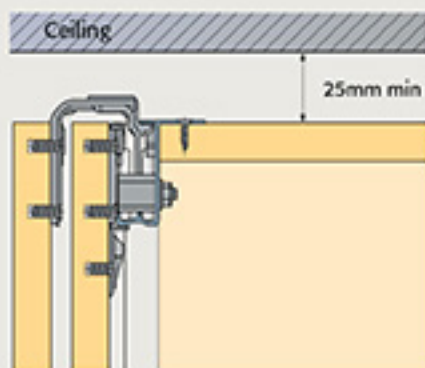
Aluminium profile cut to size and pre drilled.

### Cabinet Fitting

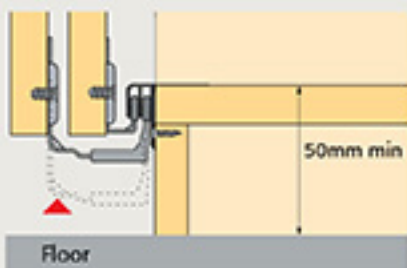
**Top Track** fits to the outside top of cabinets.

**Bottom Track** fits to the top of cabinet base. (plinth must be flush)

Top Track



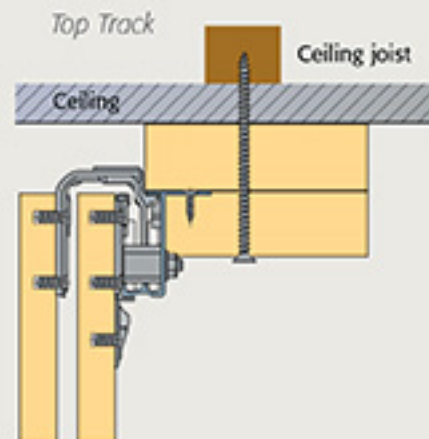
Bottom Track



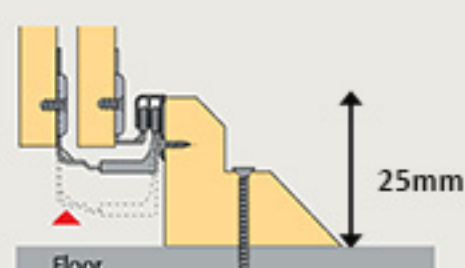
### Alcove Fitting

**Top Track** supplied with a baton for ceiling fitting. (Ensure baton is fixed to a solid base e.g. ceiling joist)

**Bottom Track** supplied with plinth rail for floor fitting.



Bottom Track



### Door Configuration

**2 Door System** -  
Left door is positioned front and right door is positioned rear.



**3 Door System** -  
Left and right doors are positioned rear and centre door is positioned front.



**4 Door System** -  
Left and right doors are positioned rear and centre doors are positioned front.



### Gable Options

#### Cabinet Fitting

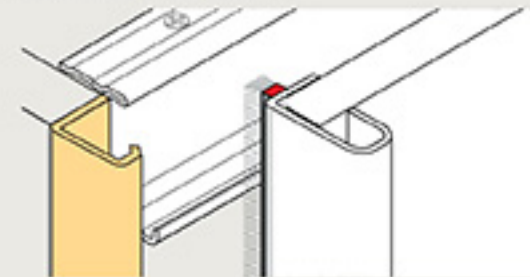
There are 3 options to close the space between the doors and cabinet front as shown below.

#### Alcove Fitting

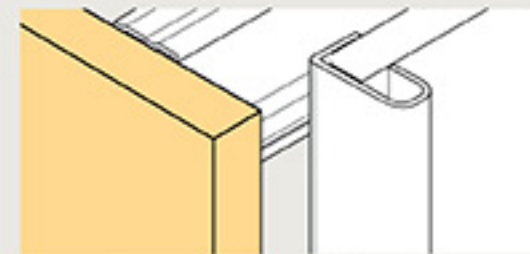
2 x 18mm thick silver strips are supplied to fit to the left and right walls to provide a gap for door opening. Strips can be packed out to square an uneven wall.

#### Cabinet Fitting

Aluminium gable profiles

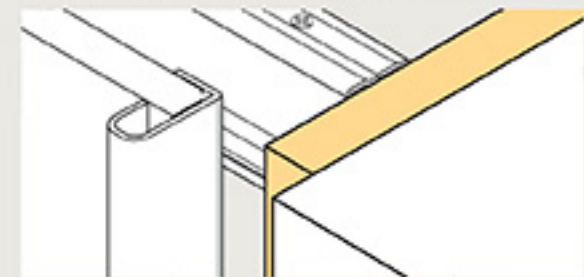


Extended gable or plant on end panels  
For dimensions, see section 4 on page 78.



#### Alcove Fitting

Wall strips are supplied to provide a gap for door opening.



### Soft Close (Optional)

The soft close mechanism is easily fitted to the top track. Track is pre drilled ready for fitting.

#### Cabinet Fitting

Soft close kits are available for 2, 3 and 4 door systems.

#### Alcove Fitting

Soft close kits are available for 2, 3 and 4 door systems. On a 3 and 4 door alcove system the centre door/s is not available with soft close.

